

## Bohr Diagrams

For each of the following elements:

- Determine the atomic number and mass number.
- Determine the number of protons, neutrons, and electrons.
- Draw a Bohr diagram of the atom.

1. Carbon (C)

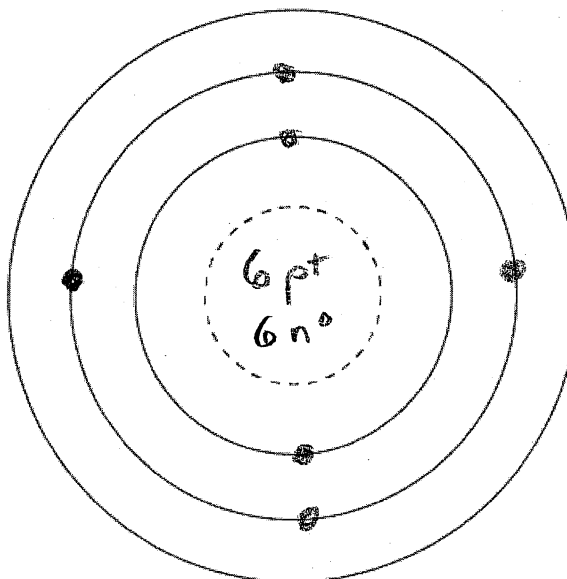
atomic number = 6

mass number = 12

protons = 6

neutrons = 6

electrons = 6



2. Beryllium (Be)

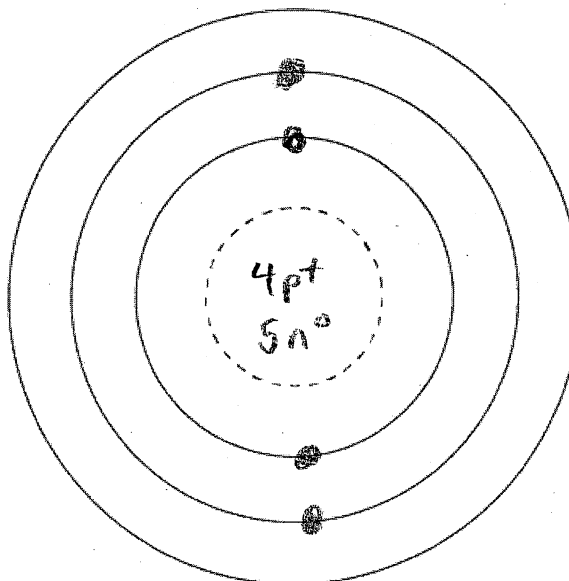
atomic number = 4

mass number = 9

protons = 4

neutrons = 5

electrons = 4



3. Oxygen (O)

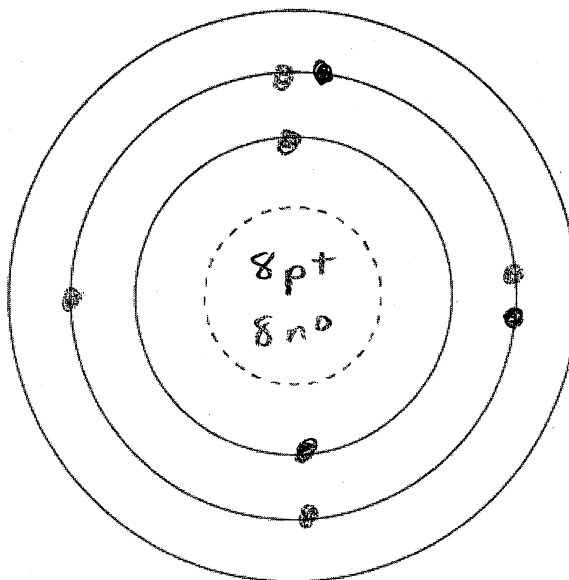
atomic number = 8

mass number = 16

protons = 8

neutrons = 8

electrons = 8



4. Magnesium (Mg)

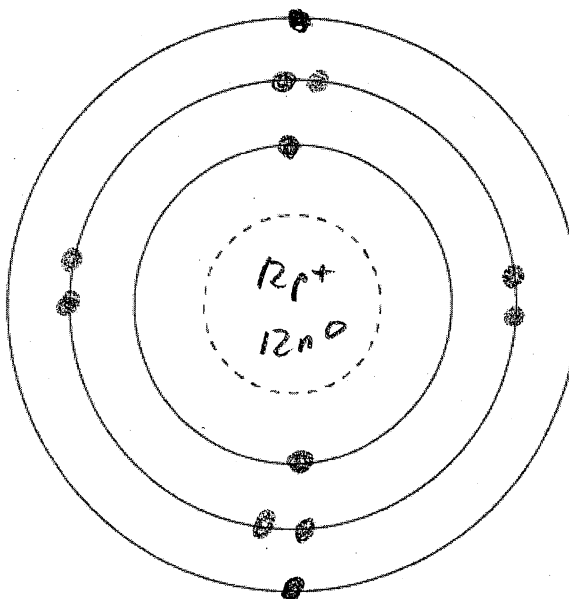
atomic number = 12

mass number = 24

protons = 12

neutrons = 12

electrons = 12



5. Phosphorus (P)

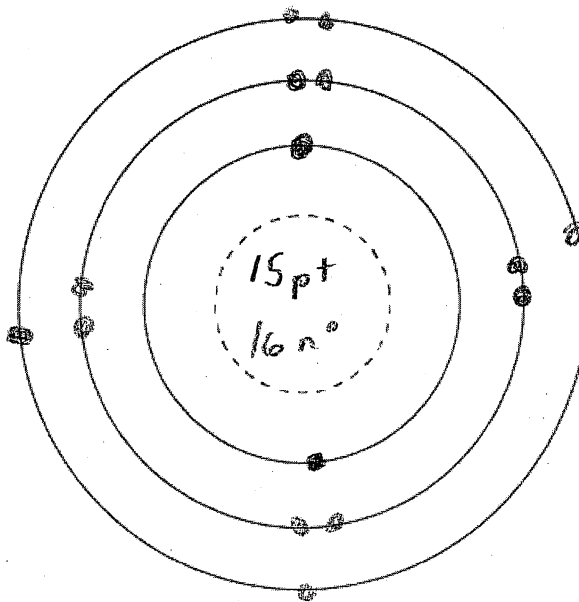
atomic number = 15

mass number = 31

protons = 15

neutrons = 16

electrons = 15



6. Silicon (Si)

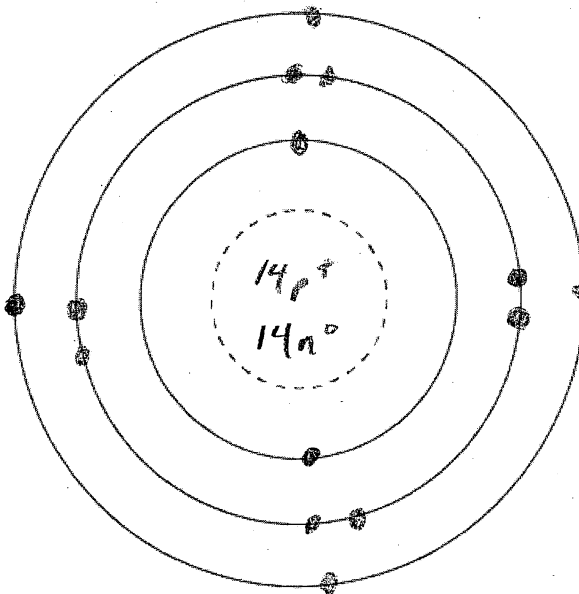
atomic number = 14

mass number = 28

protons = 14

neutrons = 14

electrons = 14



7. Neon (Ne)

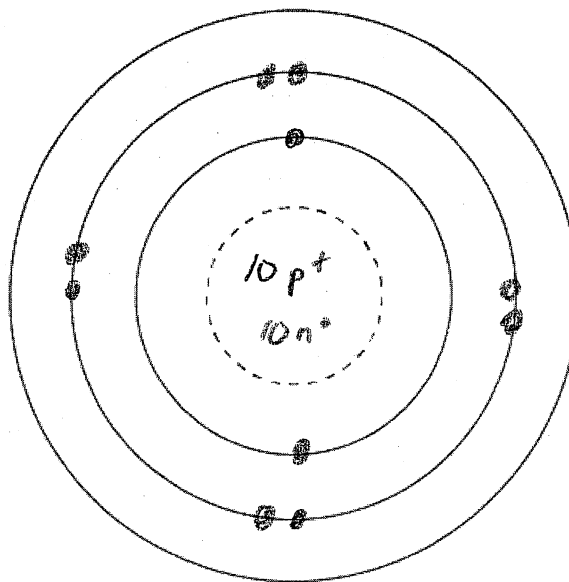
atomic number = 10

mass number = 20

protons = 10

neutrons = 10

electrons = 10



8. Aluminum (Al)

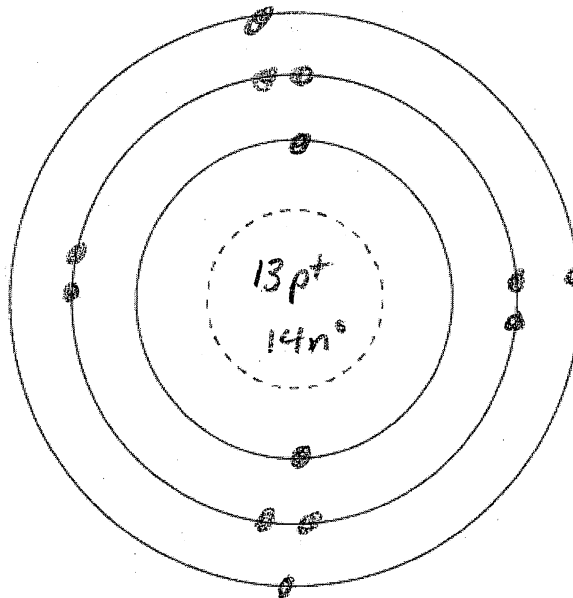
atomic number = 13

mass number = 27

protons = 13

neutrons = 14

electrons = 13



9. Argon (Ar)

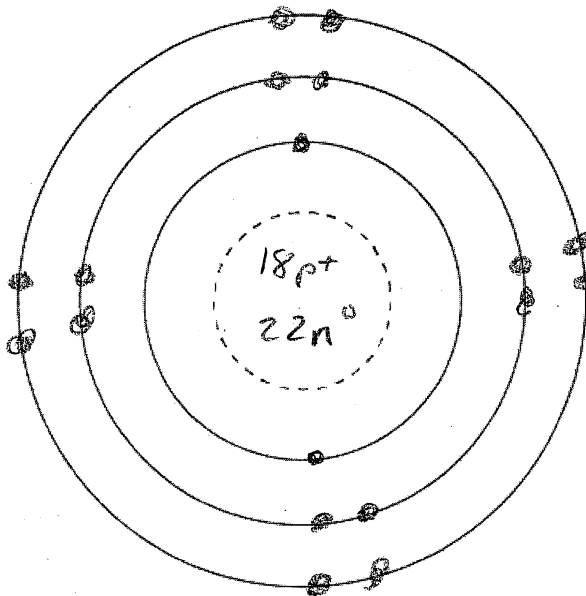
atomic number = 18

mass number = 40

protons = 18

neutrons = 22

electrons = 18



10. Chlorine (Cl)

atomic number = 17

mass number = 36

protons = 17

neutrons = 19

electrons = 17

